


BALLOT INSTRUCTIONS

PRIMARY ELECTION • AUGUST 2, 2022


VOTING IN A PRIMARY



A Primary Election narrows the field of candidates moving forward to represent their political party during the General Election.




The August Election is an "open primary." Major party candidates are on one ballot. Voters are not required to declare a party, but must confine votes to one party on the ballot's partisan portion.



"Split" ticket voting happens when you vote for candidates from different political parties.




Voters cannot "split" their ticket in the August Election. Voters must vote for one political party on the partisan portion. Voters can "split" their ticket in the November General Election.



If a voter "splits" their ticket in the August Election, the partisan portion of their ballot will not count. The nonpartisan portion of the ballot, if applicable, will count.

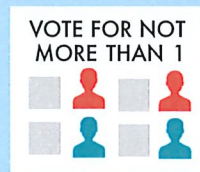
TO VOTE



Completely darken the box opposite your choice, as shown above.


Use a blue or black ink pen to mark your ballot. **DO NOT USE ANY OTHER INK COLOR!**

VOTING BY OFFICE




DO NOT vote for more candidates than indicated under each office title.

BALLOT SECTIONS



There are two sections to vote on the ballot: Partisan and Proposals.


WRITE-IN CANDIDATES



To vote for a candidate whose name is not printed on the ballot, write or place the name of the candidate in the space provided and darken the voting target area. *This must be done even if you cast a straight party vote.*


Do not cast a write-in vote for a candidate whose name is already printed on the ballot for that office.

BALLOT SIDES



The ballot will have two sides. Be certain to check the reverse side.

MADE A MISTAKE?



Do not attempt to erase or correct marks made in error. Simply return it to the Election Official and obtain a new ballot.